



AVID – Advancement Via Individual Determination

National Outcomes



GRADUATION RATES

Earning of Bachelor's Degree
within 6 years of initial enrollment



Persistence Into the Second Year of College

AVID and **U.S.** college enrollees' persistence rates from first Fall term to second Fall term

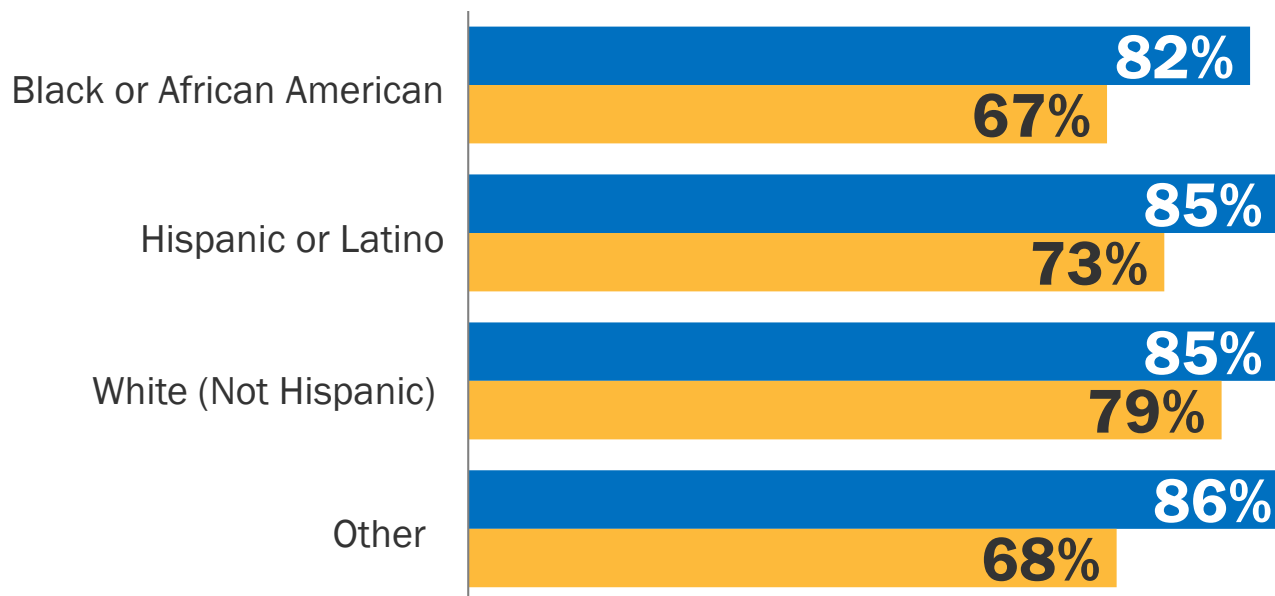


AVID students consistently persist into their second year of college at a higher rate than the U.S. overall rate.

*AVID 2013 Cohort data not available.

Persistence Into the Second Year of College

AVID and **U.S.** college enrollees' persistence rates from first Fall term to second Fall term

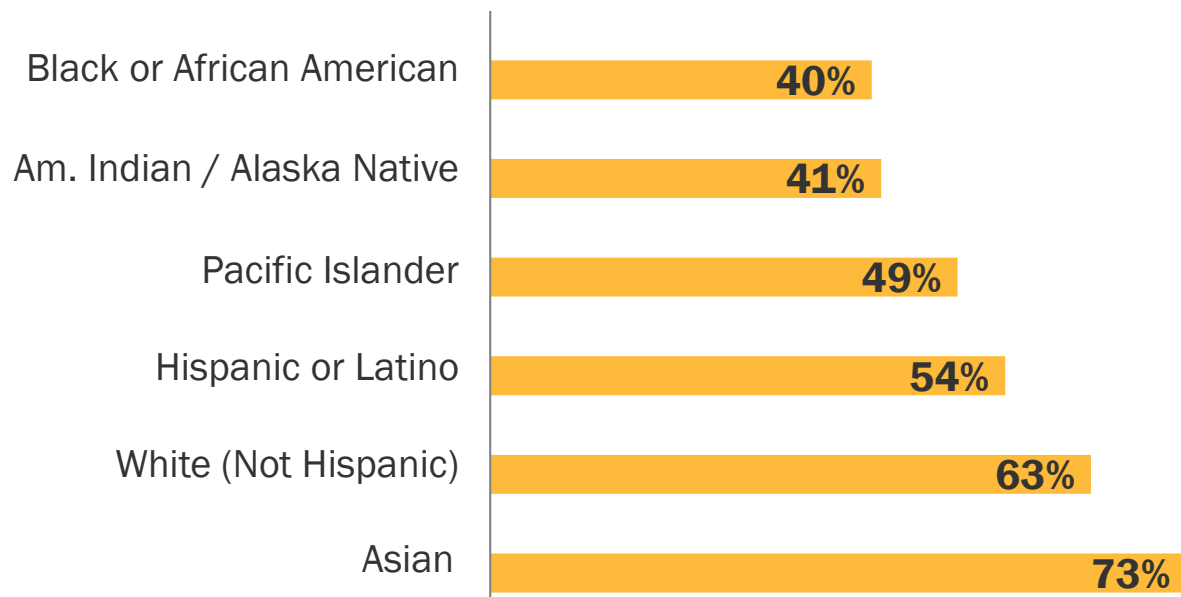


AVID students from any/all backgrounds persist.

Lower rates of persistence among Black/Latino students across the U.S. highlight the necessity of the work AVID educators do.

Six-Year Graduation Rate with a Bachelor's Degree

U.S. graduation rate from first institution attended for bachelor's degree-seeking students at a 4-year college



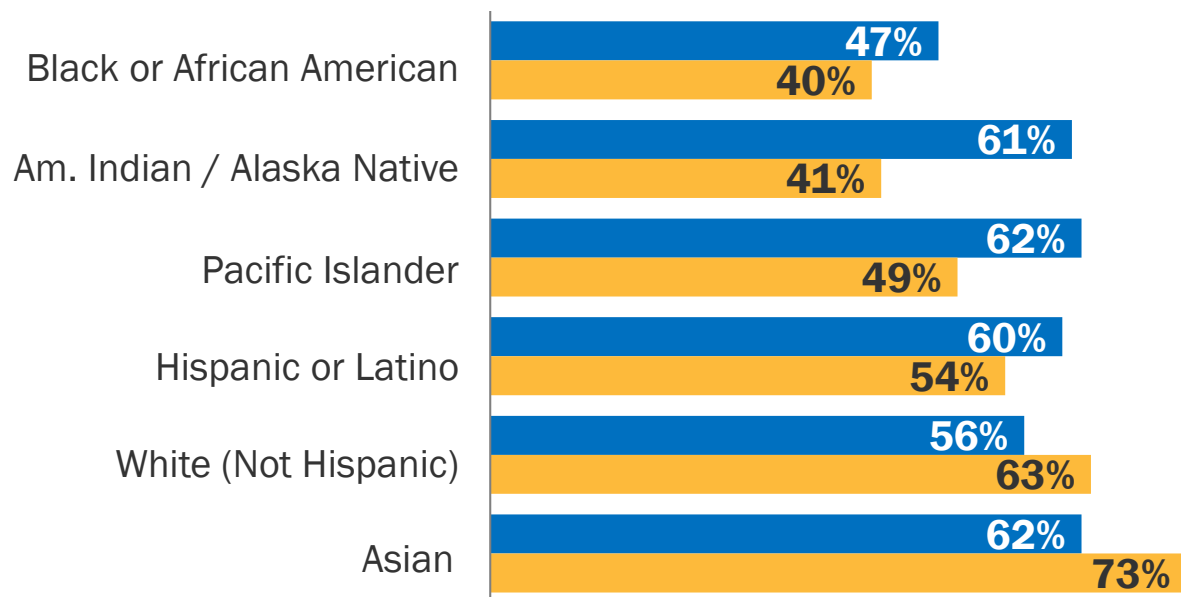
The achievement gap in bachelor's degree attainment is clearly evident, with a gap of 33 percentage points for U.S. college students earning a bachelor's degree.

NOTE: U.S. = Most recent data from U.S. Dept. of Ed. displayed (2009 college enrollees); Results very stable for past 4–5 years w/ only 1–2 pt. differences.

U.S. Data from Table 326.10. Graduation rate from first institution attended for first-time, full-time bachelor's degree-seeking students at 4-year postsecondary institutions, by race/ethnicity, time to completion, sex, control of institution, and acceptance rate: Selected cohort entry years, 1996 through 2009.

Six-Year Graduation Rate with a Bachelor's Degree

AVID and **U.S.** graduation rate from first institution attended for bachelor's degree-seeking students at a 4-year college



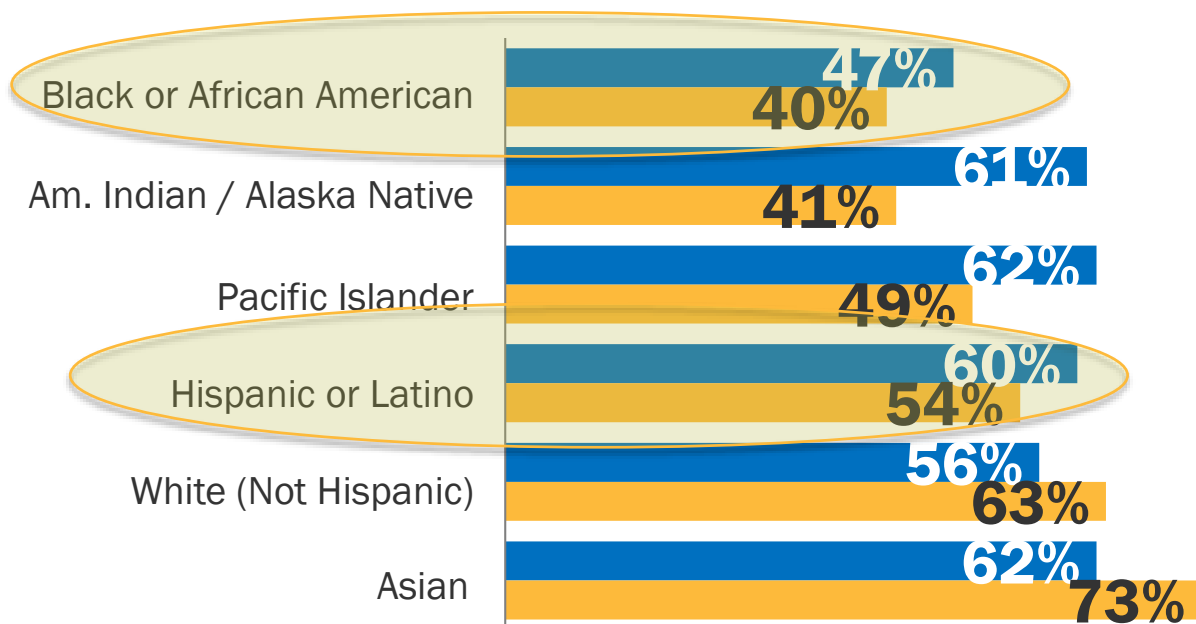
AVID students slash the achievement gap in half (gap of 15 pts).

NOTE: U.S. = Most recent data from U.S. Dept. of Ed. displayed (2009 college enrollees); Results very stable for past 4-5 years w/ only 1-2 pt. differences.

U.S. Data from Table 326.10. Graduation rate from first institution attended for first-time, full-time bachelor's degree-seeking students at 4-year postsecondary institutions, by race/ethnicity, time to completion, sex, control of institution, and acceptance rate: Selected cohort entry years, 1996 through 2009.

Six-Year Graduation Rate with a Bachelor's Degree

AVID and **U.S.** graduation rate from first institution attended for bachelor's degree-seeking students at a 4-year college



AVID largely serves Black and Latino students, groups under-represented in postsecondary education.

NOTE: U.S. = Most recent data from U.S. Dept. of Ed. displayed (2009 college enrollees); Results very stable for past 4–5 years w/ only 1–2 pt. differences.

U.S. Data from Table 326.10. Graduation rate from first institution attended for first-time, full-time bachelor's degree-seeking students at 4-year postsecondary institutions, by race/ethnicity, time to completion, sex, control of institution, and acceptance rate: Selected cohort entry years, 1996 through 2009.

AVID Delivers Results



■ AVID develops:

- Readers, writers, and critical thinkers
- Deep content knowledge
- Speaking and social skills
- Habits, skills, and behaviors important for success in college, career, and life

AVID Makes an Impact



■ AVID Schoolwide strategies:

- Improve academic achievement and completion of rigorous courses
- Improve academic preparation for college
- Increase high school graduation rates
- Increase college applications
- Increase college enrollment, persistence, and completion rates