



**AVID – Advancement Via Individual Determination**

# National Outcomes



# College Application and Acceptance

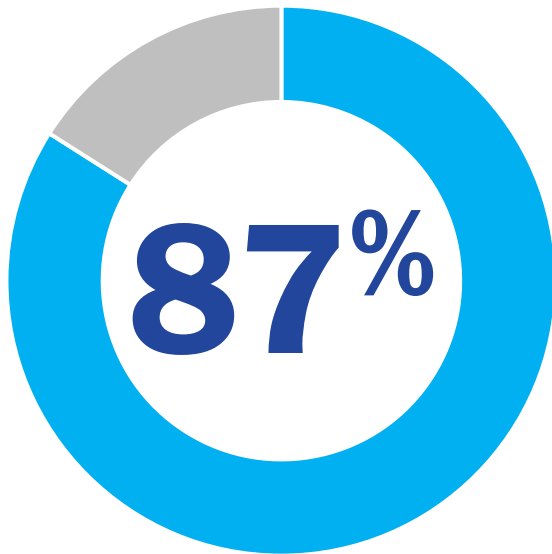


2017 AVID Seniors **Applying** to and Getting **Accepted**  
Into a Four-Year College



Nearly **9 out of every 10** AVID seniors submitted college applications, and nearly **8 out of every 10** AVID seniors were accepted into four-year colleges.

# Financial Aid



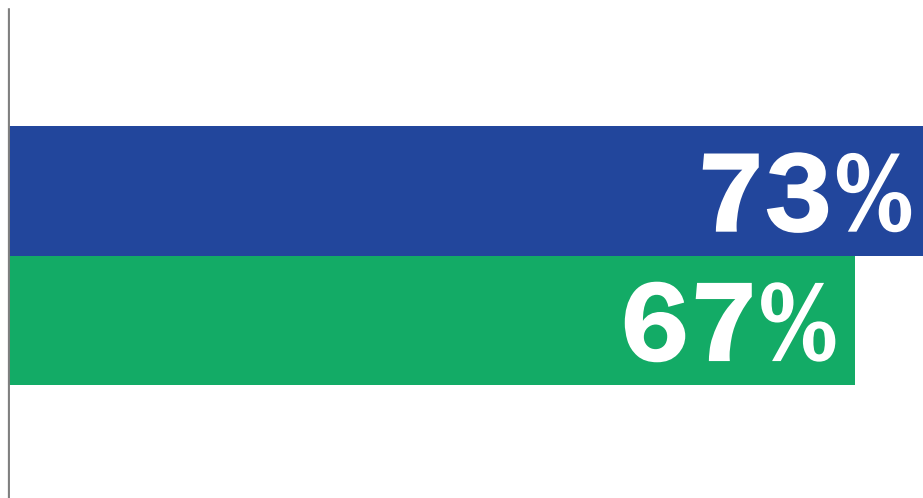
of the AVID  
Class of 2017  
submitted the  
FAFSA<sup>®</sup> or a state  
financial aid form

AVID seniors are financially literate when it comes to how to pay for college, with **nearly 9 out of every 10** submitting the FAFSA or a state financial aid form.

# College Enrollment



## 2017 **AVID** and **U.S.** Seniors Who Enrolled in College the First Fall Term After High School



Despite comprising higher proportions of under-represented populations, AVID students **enroll in college at a higher rate** than the U.S. overall.

AVID. (2017). AVID senior data collection: N = 44,174 [Electronic database].

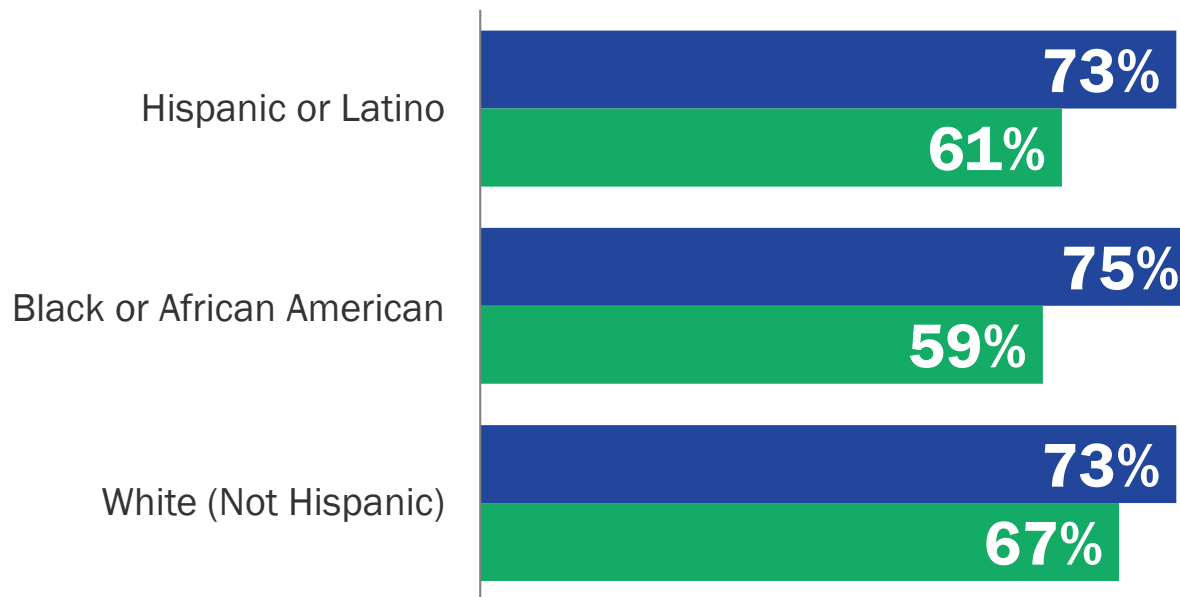
Bureau of Labor Statistics (2018). College Enrollment and Work Activity of 2017 High School Graduates [Press release]. Retrieved from

<http://www.bls.gov/news.release/pdf/hsgec.pdf>

# Closing the Achievement Gap



## 2017 **AVID** and **U.S.** Seniors Who Enrolled in College the First Fall Term After High School



When broken out by ethnicity, the achievement gap in college enrollment the first fall after high school is 2 percentage points for AVID seniors and 8 percent for the U.S.

AVID. (2017). *AVID senior data collection*: N = 44,174 [Electronic database].

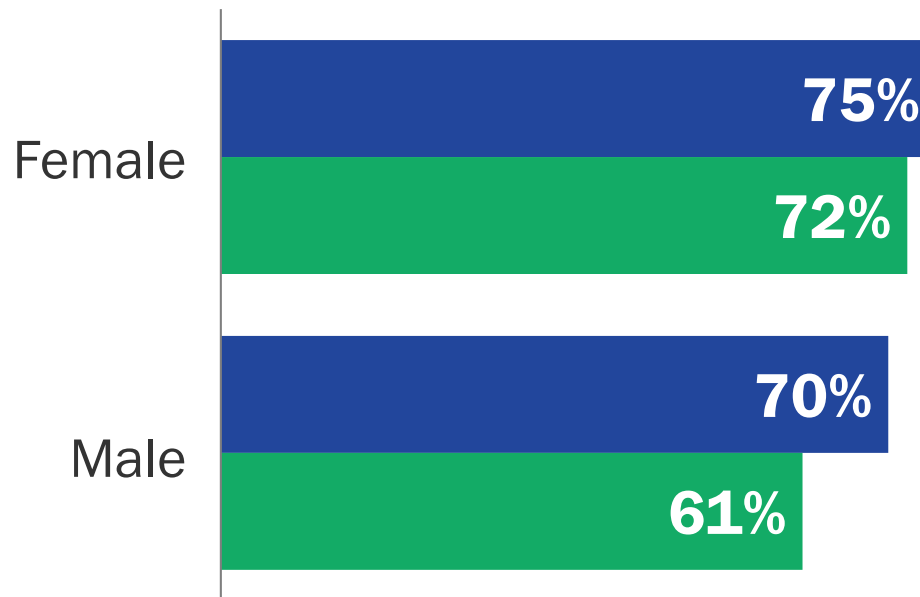
Bureau of Labor Statistics (2018). *College Enrollment and Work Activity of 2017 High School Graduates* [Press release]. Retrieved from

<http://www.bls.gov/news.release/pdf/hsgec.pdf>

# Closing the Achievement Gap



## 2017 **AVID** and **U.S.** Seniors Who Enrolled in College the First Fall Term After High School



AVID. (2017). *AVID senior data collection*: N = 44,174 [Electronic database].

Bureau of Labor Statistics (2018). *College Enrollment and Work Activity of 2017 High School Graduates* [Press release]. Retrieved from

<http://www.bls.gov/news.release/pdf/hsgec.pdf>

# Longitudinal Evidence



## 2017 **AVID** and **U.S.** Seniors Who Enrolled in College the First Fall Term After High School



AVID. (2017). *AVID senior data collection*: N = 44,174 [Electronic database].

Bureau of Labor Statistics (2018). *College Enrollment and Work Activity of 2017 High School Graduates* [Press release]. Retrieved from

<http://www.bls.gov/news.release/pdf/hsgec.pdf>

# AVID Delivers Results

---



## ■ AVID develops:

- Readers, writers, and critical thinkers
- Deep content knowledge
- Speaking and social skills
- Habits, skills, and behaviors important for success in college, career, and life



# AVID Makes an Impact

---



## ■ AVID Schoolwide strategies:

- Improve academic achievement and completion of rigorous courses
- Improve academic preparation for college
- Increase high school graduation rates
- Increase college applications
- Increase college enrollment, persistence, and completion rates