

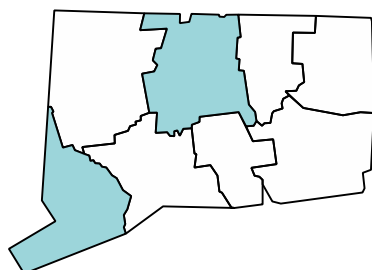


Connecticut SNAPSHOT

AVID, **Advancement Via Individual Determination**, is a 501(c)(3) nonprofit organization established in 1980. During the 2018–19 school year, AVID impacted more than 2 million students, providing academic and social support to ensure students' success in high school, college, and careers.

AVID Connecticut's Statewide Impact

17
Years Impacting
Connecticut
Districts and
Schools



© Mapbox © OSM

4
AVID Districts
13
AVID Sites

Secondary	11
Elementary	2
Combination	0

Goals of AVID's College Readiness System

Accelerate underachieving students who have potential into more rigorous courses

Teach academic and social skills not targeted in other classes

Provide intensive support with in-class tutors and a strong student-teacher relationship

Create a positive peer group for students

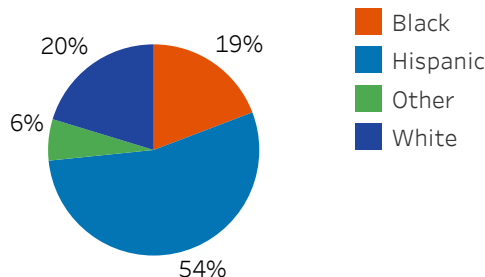
Develop a sense of hope and personal achievement through hard work and determination

Connecticut's Students Served: 2018-19

838
Elementary & Secondary
AVID Students

Race/Ethnic Identity of Connecticut AVID Students

48%
Free/Reduced Lunch



AVID. (2019). AVID secondary and elementary data collection [Electronic Database].

AVID National Demonstration Schools

210
Across U.S.

AVID National Demonstration Schools are exemplary models of the AVID College Readiness System. Demonstration Schools undergo a rigorous validation process and are required to be revalidated every few years to ensure high levels of implementation, with quality and fidelity to AVID strategies schoolwide.

AVID. (2019). AVID secondary certification data [Electronic Database].

AVID holds ALL students to high expectations.



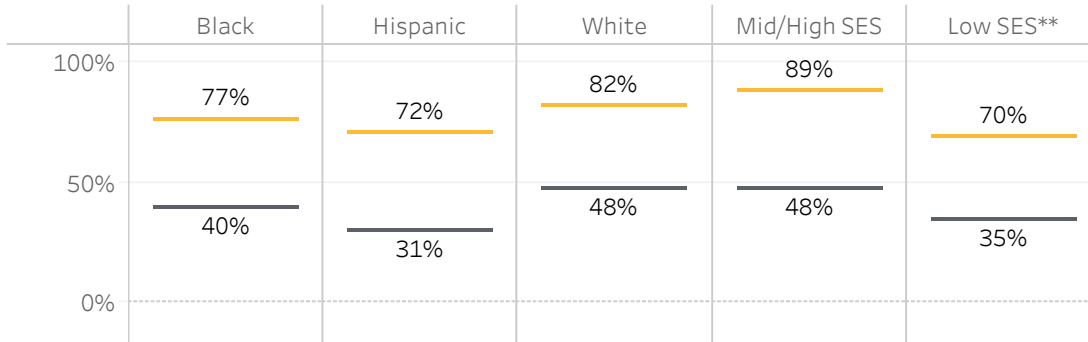
99%
of AVID Connecticut
Seniors Completed
Four-Year College
Entrance
Requirements

AVID. (2019). AVID senior data collection: AVID CONNECTICUT N = 166 [Electronic Database]

AVID Connecticut — Closing the Achievement Gap for College Enrollment

Enrollment* at Four-Year College Campuses: 2017-18

AVID Connecticut seniors are enrolling at more consistent rates between major subgroups than the **U.S. population overall**.



*Enrollment data for the first fall term after high school; **Socio-Economic Status (SES) SES US Comparator Data updated through 2016-17 school year.

AVID. (2018). AVID senior data collection: AVID seniors in Connecticut N = 166 [Electronic Database]. National Bureau of Economic Research. (2018). Current Population Survey supplement files [Data File]. Retrieved from <http://www.nber.org/data/cps.html>

U.S. Census Bureau. (2019). Table 7. Enrollment status of high school graduates 15 to 24 years old, by type of school, attendance status, and sex: October

Some results may be masked due to small numbers to protect student confidentiality.

106

Connecticut teachers, administrators, and counselors were AVID-trained in 2018-19.

"In order to be 'college-successful' you must be college-ready; AVID got it right!"

— Coordinator for College and Career Readiness,
Stamford Public Schools

Impressive Results for AVID Connecticut Seniors

62%

Took at Least One Course of Rigor*

100%

Graduated from High School

3.1

Average High School GPA

100%

Applied to Four-Year College/University

90%

Accepted

*Course of Rigor: AP/IB/Cambridge; AVID. (2019). AVID senior data collection: AVID CONNECTICUT N =166 [Electronic Database].

AVID IS A NONPROFIT ORGANIZATION THAT PROVIDES EDUCATORS WITH PROVEN, REAL-WORLD STRATEGIES TO ACCELERATE THE PERFORMANCE OF UNDERREPRESENTED STUDENTS SO THAT THESE STUDENTS AND ALL STUDENTS ACROSS THE ENTIRE CAMPUS SUCCEED IN COLLEGE, CAREER, AND LIFE.

www.avid.org