



# Florida SNAPSHOT

**AVID, Advancement Via Individual Determination**, is a 501(c)(3) nonprofit organization established in 1980. During the 2018–19 school year, AVID impacted more than 2 million students, providing academic and social support to ensure students' success in high school, college, and careers.

## Goals of AVID's College Readiness System

Accelerate underachieving students who have potential into more rigorous courses

Teach academic and social skills not targeted in other classes

Provide intensive support with in-class tutors and a strong student-teacher relationship

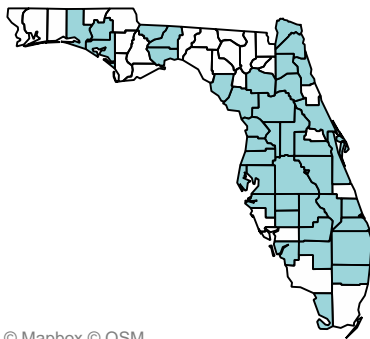
Create a positive peer group for students

Develop a sense of hope and personal achievement through hard work and determination

## AVID Florida's Statewide Impact

**23**

Years Impacting Florida Districts and Schools



© Mapbox © OSM

**40**

AVID Districts

**534**

AVID Sites

Secondary	379
Elementary	144
Combination	11

## Florida's Students Served: 2018-19


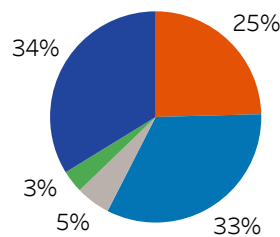
**85,971**

Elementary & Secondary AVID Students

**69%**

Free/Reduced Lunch

### Race/Ethnic Identity of Florida AVID Students



AVID. (2019). AVID secondary and elementary data collection [Electronic Database].

**AVID holds ALL students to high expectations.**

**94%**

of AVID Florida Seniors Completed Four-Year College Entrance Requirements

AVID National Demonstration Schools are exemplary models of the AVID College Readiness System. Demonstration Schools undergo a rigorous validation process and are required to be revalidated every few years to ensure high levels of implementation, with quality and fidelity to AVID strategies schoolwide.

AVID. (2019). AVID secondary certification data [Electronic Database].

# AVID Florida — Closing the Achievement Gap for College Enrollment

## Enrollment\* at Four-Year College Campuses: 2017-18

**AVID Florida** seniors are enrolling at more consistent rates between major subgroups than the **U.S. population overall**.

	Black	Hispanic	White	Other	Mid/High SES	Low SES**
60%	57%	54%	61%	59%	66%	55%
40%	40%	31%	48%	53%	48%	35%
20%						
0%						

\*Enrollment data for the first fall term after high school; \*\*Socio-Economic Status (SES)

SES US Comparator Data updated through 2016-17 school year.

AVID. (2018). AVID senior data collection: AVID seniors in Florida N = 3496 [Electronic Database].

National Bureau of Economic Research. (2018). Current Population Survey supplement files [Data File]. Retrieved from <http://www.nber.org/data/cps.html>

U.S. Census Bureau. (2019). Table 7. Enrollment status of high school graduates 15 to 24 years old, by type of school, attendance status, and sex: October

Some results may be masked due to small numbers to protect student confidentiality.

# 4,594

Florida teachers, administrators, and counselors were AVID-trained in 2018-19.

“Across our district, AVID Schoolwide implementation, along with the AVID Elective, is preparing all students to graduate high school, college- and career-ready. We are seeing the impact of AVID on our teachers’ instructional practices and students’ success. The AVID System supports our students to become highly skilled workers and leaders, ready to meet the needs of a growing Florida!”

— Coordinator and District Director,  
Highlands County Florida School Board

## Impressive Results for AVID Florida Seniors

# 82%

Took at Least One Course of Rigor\*

# 100%

Graduated from High School

# 3.4

Average High School GPA

# 100%

Applied to Four-Year College/University

# 75%

Accepted

\*Course of Rigor: AP/IB/Cambridge; AVID. (2019). AVID senior data collection: AVID FLORIDA N = 3496 [Electronic Database].

AVID IS A NONPROFIT ORGANIZATION THAT PROVIDES EDUCATORS WITH PROVEN, REAL-WORLD STRATEGIES TO ACCELERATE THE PERFORMANCE OF UNDERREPRESENTED STUDENTS SO THAT THESE STUDENTS AND ALL STUDENTS ACROSS THE ENTIRE CAMPUS SUCCEED IN COLLEGE, CAREER, AND LIFE.

[www.avid.org](http://www.avid.org)