



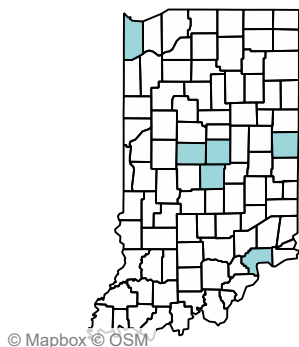
Indiana SNAPSHOT

AVID, Advancement Via Individual Determination, is a 501(c)(3) nonprofit organization established in 1980. During the 2018–19 school year, AVID impacted more than 2 million students, providing academic and social support to ensure students' success in high school, college, and careers.

AVID Indiana's Statewide Impact

19

Years Impacting
Indiana Districts
and Schools



© Mapbox © OSM

8

AVID Districts

23

AVID Sites

Secondary	21
Elementary	1
Combination	1

Goals of AVID's College Readiness System

Accelerate underachieving students who have potential into more rigorous courses

Teach academic and social skills not targeted in other classes

Provide intensive support with in-class tutors and a strong student-teacher relationship

Create a positive peer group for students

Develop a sense of hope and personal achievement through hard work and determination

Indiana's Students Served: 2018-19


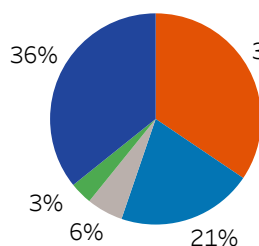
2,943

Elementary & Secondary
AVID Students

55%

Free/Reduced Lunch

Race/Ethnic Identity of Indiana AVID Students



AVID National Demonstration Schools

210

Across U.S.

AVID National Demonstration Schools are exemplary models of the AVID College Readiness System. Demonstration Schools undergo a rigorous validation process and are required to be revalidated every few years to ensure high levels of implementation, with quality and fidelity to AVID strategies schoolwide.

AVID. (2019). AVID secondary certification data [Electronic Database].

AVID holds ALL students to high expectations.

98%

of AVID Indiana
Seniors Completed
Four-Year College
Entrance
Requirements



AVID. (2019). AVID senior data collection: AVID INDIANA N = 324 [Electronic Database]

AVID Indiana — Closing the Achievement Gap for College Enrollment

Enrollment* at Four-Year College Campuses: 2017-18

AVID Indiana seniors are enrolling at more consistent rates between major subgroups than the U.S. population overall.

	Black	Hispanic	White	Other	Mid/High SES	Low SES**
75%	75%		73%	67%	73%	63%
50%	47%	48%	53%	48%		
40%	40%	31%				35%
0%						

*Enrollment data for the first fall term after high school; **Socio-Economic Status (SES)

SES US Comparator Data updated through 2016-17 school year.

AVID. (2018). AVID senior data collection: AVID seniors in Indiana N = 324 [Electronic Database].

National Bureau of Economic Research. (2018). Current Population Survey supplement files [Data File]. Retrieved from <http://www.nber.org/data/cps.html>

U.S. Census Bureau. (2019). Table 7. Enrollment status of high school graduates 15 to 24 years old, by type of school, attendance status, and sex: October

Some results may be masked due to small numbers to protect student confidentiality.

111

Indiana teachers, administrators, and counselors were AVID-trained in 2018-19.

“The AVID system has given us the framework to ensure that all students have access to rigorous coursework. It provides specific, inquiry-based instructional tools and strategies for creating an engaging and authentic learning environment, and it creates a strong sense of school community unlike any other program. It is our vehicle for helping to close the opportunity gap.”

— Director of Curriculum,
Metropolitan School District of Washington Township

Impressive Results for AVID Indiana Seniors

85%

Took at Least One Course of Rigor*

100%

Graduated from High School

3.3

Average High School GPA

100%

Applied to Four-Year College/University

86%

Accepted

*Course of Rigor: AP/IB/Cambridge; AVID. (2019). AVID senior data collection: AVID INDIANA N = 324 [Electronic Database].

AVID IS A NONPROFIT ORGANIZATION THAT PROVIDES EDUCATORS WITH PROVEN, REAL-WORLD STRATEGIES TO ACCELERATE THE PERFORMANCE OF UNDERREPRESENTED STUDENTS SO THAT THESE STUDENTS AND ALL STUDENTS ACROSS THE ENTIRE CAMPUS SUCCEED IN COLLEGE, CAREER, AND LIFE.

www.avid.org