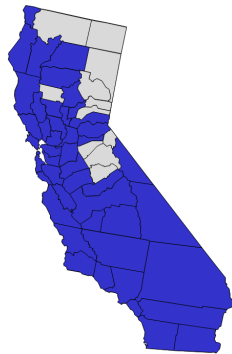


**AVID, Advancement Via Individual Determination,** is a 501(c)(3) nonprofit organization established in 1980. During the 2017–18 school year, AVID impacted more than 2 million students, providing academic and social support to ensure students’ success in high school, college, and careers.

## AVID California’s Statewide Impact:

**36+ Years**  
IMPACTING CALIFORNIA  
DISTRICTS AND SCHOOLS



■ COUNTIES WITH AVID  
DISTRICTS AND SCHOOLS

**365**  
AVID DISTRICTS\*

**2,151**  
AVID SITES\*

- 1,378 secondary
- 680 elementary
- 85 combination
- 8 higher education

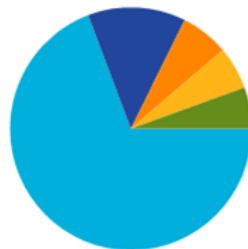
\*District and site counts are reflective of the 2017–18 school year.

## California Students Served: 2017–18

**372,633**  
ELEMENTARY & SECONDARY  
AVID STUDENTS

**71%**  
FREE/REDUCED LUNCH

### Race/Ethnic Identity of California AVID Students



- 69% Hispanic
- 13% White
- 6% Black
- 6% Asian
- 6% Other

AVID. (2018). AVID secondary and elementary data collection [Electronic Database].

## AVID holds ALL students to high expectations



AVID. (2018). AVID senior data collection: AVID CA N = 21,094 [Electronic Database].

**92%**

of AVID California  
Seniors Completed  
Four-Year  
College Entrance  
Requirements

## Goals of AVID’s College Readiness System

- ☑ Accelerate underachieving students who have potential into more rigorous courses
- ☑ Teach academic and social skills not targeted in other classes
- ☑ Provide intensive support with in-class tutors and a strong student–teacher relationship
- ☑ Create a positive peer group for students
- ☑ Develop a sense of hope and personal achievement through hard work and determination

## AVID National Demonstration Schools



AVID National Demonstration Schools are exemplary models of the AVID College Readiness System. Demonstration Schools undergo a rigorous validation process and are required to be revalidated every few years to ensure high levels of implementation, with quality and fidelity to AVID strategies schoolwide.

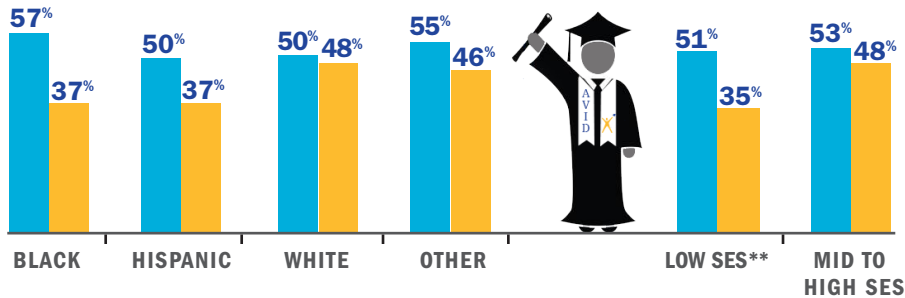
AVID. (2018). AVID secondary certification data [Electronic Database].

# AVID California – Closing the Achievement Gap for College Enrollment

## Enrollment\* at Four-Year College Campuses: 2016-17

AVID California seniors are enrolling at more consistent rates between major subgroups than the U.S. population overall.

■ AVID California ■ U.S. Overall



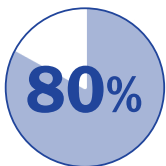
\*Enrollment data for the first fall term after high school; \*\*Socio-Economic Status (SES)  
 AVID. (2017). *AVID senior data collection: AVID seniors in California N = 21,094* [Electronic Database].  
 National Bureau of Economic Research. (2017). *Current Population Survey supplement files* [Data File]. Retrieved from <http://www.nber.org/data/cps.html>  
 U.S. Census Bureau. (2017). *Table 7. Enrollment status of high school graduates 15 to 24 years old, by type of school, attendance status, and sex: October 2017* [Data File]. Retrieved from <https://census.gov/data/tables/2017/demo/school-enrollment/2017-cps.html>



“AVID has laid the foundation for our development of a schoolwide college-going culture and an improved educational experience for all students. It has been the single most important factor in making steady progress towards closing the achievement gap. Using the AVID program schoolwide is ensuring that we have all of our students prepared to excel in college and beyond.”

— Craig Campbell  
 Principal  
 Santa Fe High School  
 Whittier Union High School District  
 Santa Fe Springs, CA

## Impressive Results for AVID California Seniors



Took at Least One Course of Rigor\*



Graduated from High School



Average High School GPA

87%

Applied to Four-Year College/University

77%

Accepted

\*Course of rigor: AP/IB/Cambridge  
 AVID. (2018). *AVID senior data collection: AVID seniors in California N = 21,094* [Electronic Database].

## AVID California Educators Deepen Their Knowledge

15,270

California teachers, administrators, and counselors were AVID-trained in 2018.



AVID IS A NONPROFIT ORGANIZATION THAT PROVIDES EDUCATORS WITH PROVEN, REAL-WORLD STRATEGIES TO ACCELERATE THE PERFORMANCE OF UNDERREPRESENTED STUDENTS SO THAT THESE STUDENTS AND ALL STUDENTS ACROSS THE ENTIRE CAMPUS SUCCEED IN COLLEGE, CAREER, AND LIFE.

[www.avid.org](http://www.avid.org)