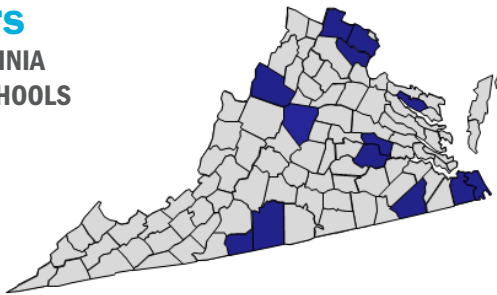


**AVID, Advancement Via Individual Determination,** is a 501(c)(3) nonprofit organization established in 1980. During the 2017-18 school year, AVID impacted more than 2 million students, providing academic and social support to ensure students' success in high school, college, and careers.

— *AVID Virginia's Expansion Opportunity:* —

**26+ Years**  
IMPACTING VIRGINIA  
DISTRICTS AND SCHOOLS



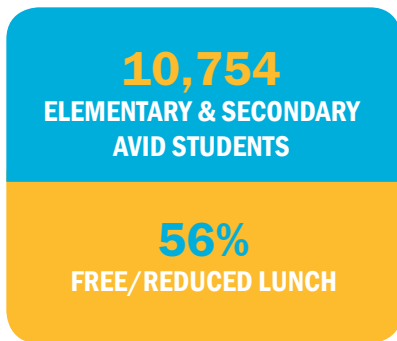
■ COUNTIES WITH AVID  
DISTRICTS AND SCHOOLS

**15**  
AVID DISTRICTS\*

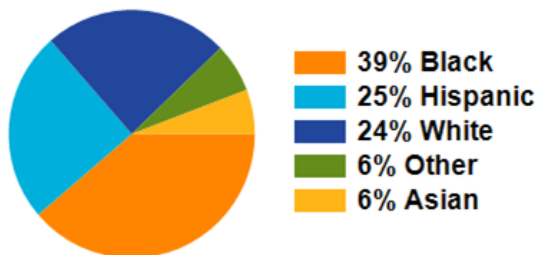
**89**  
AVID SITES\*  
• 80 secondary  
• 9 elementary

\*District and site counts are reflective of the 2017-18 school year.

— *Virginia Students Served:* —



**Race/Ethnic Identity**  
of Virginia AVID Students



AVID. (2018). AVID secondary and elementary data collection [Electronic Database].

**AVID holds ALL students to high expectations**



AVID. (2018). AVID senior data collection: AVID VA N = 850 [Electronic Database].

**97%**  
of AVID Virginia  
Seniors Completed  
Four-Year  
College Entrance  
Requirements

**Goals of AVID's College  
Readiness System**

- ☑ Accelerate under-achieving students who have potential into more rigorous courses
- ☑ Teach academic and social skills not targeted in other classes
- ☑ Provide intensive support with in-class tutors and a strong student-teacher relationship
- ☑ Create a positive peer group for students
- ☑ Develop a sense of hope and personal achievement through hard work and determination

**AVID National  
Demonstration Schools**

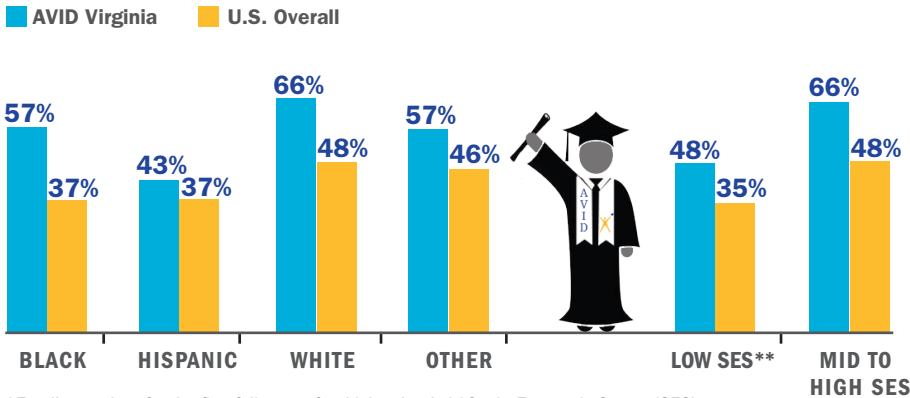


AVID National Demonstration Schools are exemplary models of the AVID College Readiness System. Demonstration Schools undergo a rigorous validation process and are required to be revalidated every few years to ensure high levels of implementation, with quality and fidelity to AVID strategies schoolwide.

# AVID Virginia – Closing the Achievement Gap for College Enrollment

## Enrollment\* at Four-Year College Campuses: 2016–17

AVID Virginia seniors are enrolling at more consistent rates between major subgroups than the U.S. population overall.

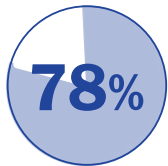


\*Enrollment data for the first fall term after high school; \*\*Socio-Economic Status (SES)  
 AVID. (2017). *AVID senior data collection: AVID seniors in Virginia N=571* [Electronic Database].  
 National Bureau of Economic Research. (2017). *Current Population Survey supplement files* [Data File, Oct. 2017].  
 Retrieved from <http://www.nber.org/data/cps.html>  
 U.S. Census Bureau. (2017). *Table 7. Enrollment status of high school graduates 15 to 24 years old, by type of school, attendance status, and sex: October 2017* [Data File]. Retrieved from <https://census.gov/data/tables/2017/demo/school-enrollment/2017-cps.html>

“ AVID is not just about changing students’ lives—it’s about changing families’ lives, putting future generations on a path for success. At parent meetings and in the community, parents would seek me out to let me know that they were inspired to go to college because of what their child was learning in AVID and that they were learning and implementing AVID strategies and finding success. ”

— Melissa T. Goodwin, Ed.S  
 Supervisor of Secondary English  
 Chesapeake Public Schools  
 Chesapeake, VA

## Impressive Results for AVID Virginia Seniors



Took at Least One Course of Rigor\*



Graduated from High School



Average High School GPA

82%

Applied to Four-Year College/University

77%

Accepted

\*Course of rigor: AP®/IB®/Cambridge®  
 AVID. (2018). *AVID senior data collection: AVID seniors in Virginia N = 850* [Electronic Database].

## AVID Virginia Educators Deepen Their Knowledge

726

Virginia teachers, administrators, and counselors were AVID-trained in 2018



AVID IS A NONPROFIT ORGANIZATION THAT PROVIDES EDUCATORS WITH PROVEN, REAL-WORLD STRATEGIES TO ACCELERATE THE PERFORMANCE OF UNDERREPRESENTED STUDENTS SO THAT THESE STUDENTS AND ALL STUDENTS ACROSS THE ENTIRE CAMPUS SUCCEED IN COLLEGE, CAREER, AND LIFE.

[www.avid.org](http://www.avid.org)