

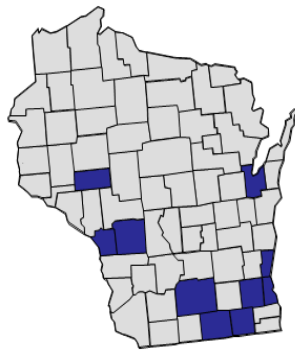


WISCONSIN SNAPSHOT

AVID, Advancement Via Individual Determination, is a 501(c)(3) nonprofit organization established in 1980. During the 2017–18 school year, AVID impacted more than 2 million students, providing academic and social support to ensure students' success in high school, college, and careers.

— *AVID Wisconsin's Expansion Opportunity:* —

13+ Years
IMPACTING WISCONSIN
DISTRICTS AND SCHOOLS



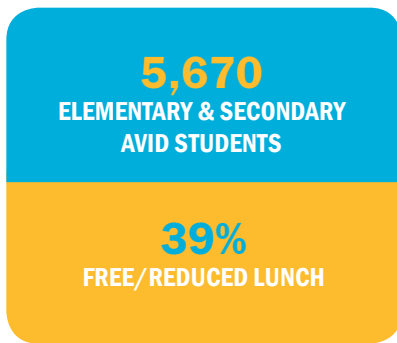
■ COUNTIES WITH AVID
DISTRICTS AND SCHOOLS

20
AVID DISTRICTS*

69
AVID SITES*
• 57 secondary
• 9 elementary
• 3 combo

*District and site counts are reflective of the 2017-18 school year.

— *Wisconsin Students Served: 2017-18* —



Race/Ethnic Identity
of Wisconsin AVID Students



- 51% White
- 23% Hispanic
- 13% Black
- 7% Asian
- 6% Other

AVID. (2018). AVID secondary and elementary data collection [Electronic Database].

AVID holds ALL students to high expectations



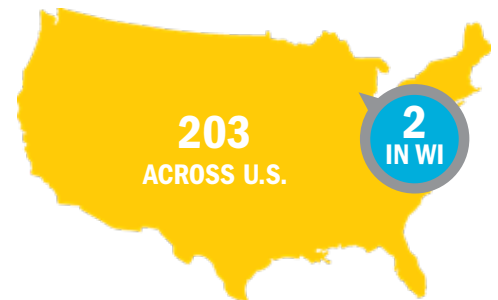
AVID. (2018). AVID senior data collection: AVID WI N = 386 [Electronic Database].

97%
AVID Wisconsin
Seniors Complete
Four-Year
College Entrance
Requirements

**Goals of AVID's College
Readiness System**

- ☑ Accelerate under-achieving students who have potential into more rigorous courses
- ☑ Teach academic and social skills not targeted in other classes
- ☑ Provide intensive support with in-class tutors and a strong student/teacher relationship
- ☑ Create a positive peer group for students
- ☑ Develop a sense of hope and personal achievement through hard work and determination

**AVID National
Demonstration Schools**



AVID National Demonstration Schools are exemplary models of the AVID College Readiness System. Demonstration Schools undergo a rigorous validation process and are required to be revalidated every few years to ensure high levels of implementation, with quality and fidelity to AVID strategies schoolwide.

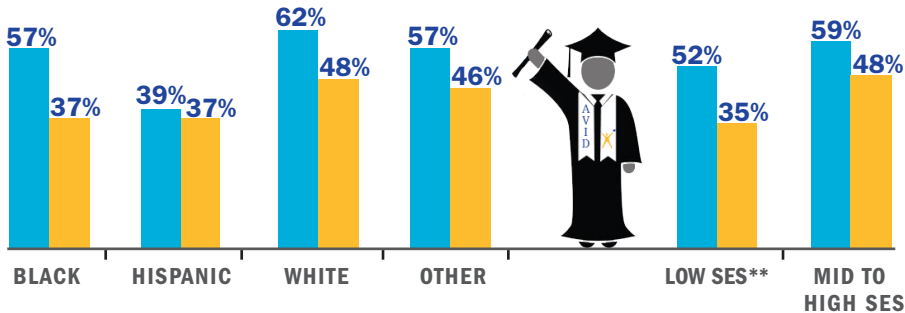
AVID. (2018). AVID secondary certification data [Electronic Database].

AVID Wisconsin – Closing the Achievement Gap for College Enrollment

Enrollment* at Four-Year College Campuses: 2016-17

AVID Wisconsin seniors are enrolling at more consistent rates between major subgroups than the U.S. population overall.

■ AVID Wisconsin ■ U.S. Overall



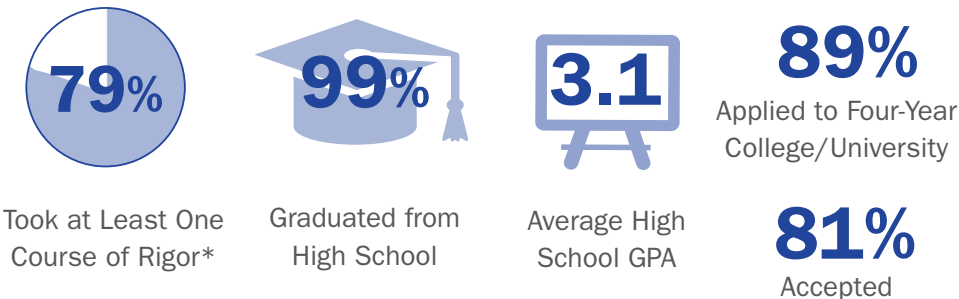
*Enrollment data for the first fall term after high school; **Socio-Economic Status (SES)
 AVID. (2017). *AVID senior data collection: AVID seniors in Wisconsin N=239* [Electronic Database].
 National Bureau of Economic Research. (2017). Current Population Survey supplement files [Data File, Oct 2017]. Retrieved from <http://www.nber.org/data/cps.html>
 U.S. Census Bureau. (2017). *Table 7. Enrollment status of high school graduates 15 to 24 years old, by type of school, attendance status, sex, race, and Hispanic origin: October 2017* [Data File]. Retrieved from <https://census.gov/data/tables/2017/demo/school-enrollment/2017-cps.html>



“ The AVID system aligns perfectly with our school district’s mission and provides us the means to take ownership for the academic achievement and social emotional growth of ALL students, as well as for our overall organizational improvement. Our district-wide implementation of AVID has improved our systematic efforts to guarantee high quality instruction and grow student engagement in order to launch each student in our schools on a path to future success! ”

— Matthew Joynt
 Superintendent
 Mequon-Thiensville School District
 Mequon, WI

Impressive Results for AVID Wisconsin Seniors: 2018



*Course of rigor: AP®/IB®/Cambridge®
 AVID. (2018). *AVID senior data collection: AVID seniors in Wisconsin N =386* [Electronic Database].

AVID Wisconsin Educators Deepen Their Knowledge

955

Wisconsin teachers, administrators, and counselors were AVID-trained in 2018



AVID IS A NONPROFIT ORGANIZATION THAT PROVIDES EDUCATORS WITH PROVEN, REAL-WORLD STRATEGIES TO ACCELERATE THE PERFORMANCE OF UNDERREPRESENTED STUDENTS SO THAT THESE STUDENTS AND ALL STUDENTS ACROSS THE ENTIRE CAMPUS SUCCEED IN COLLEGE, CAREER, AND LIFE.

www.avid.org